

# **LOYOLA COLLEGE OF SOCIAL SCIENCES THIRUVANANTHAPURAM**



## **CRITERIA 4 - INFRASTRUCTURE AND LEARNING RESOURCES**

### **4.2 LIBRARY AS A LEARNING RESOURCE**

4.2.1 Library is automated using Integrated Library Management System (ILMS)

Screenshots of the Integrated  
Library Management System  
(ILMS)

## INTEGRATED LIBRARY MANAGEMENT SYSTEM





# LOYOLA KNOWLEDGE RESOURCE CENTRE

# 1.Books

LiBMAS - [Adding New Books]

Books Members Acquisition Circulation Catalogue Due Collection Stock Verification SerialControl Reports Barcodewise I/R Department Options Help

General Advanced Misc Physical Description

Category [ ] Single Screen

Type [ ]

Accession No [ ]

Title [ ]

Authors [ ]

Editor [ ]

Publisher [ ]

Edition [ ]

Language ENGLISH [ ] Bar Code [ ]

Place [ ]

Year [ ]

Date 31-12-2021 [ ]

Clear After Add

Add << >> Exit

PREVIOUS NEXT CLEAR

BOOKS << >> -

31-12-2021 User librarian is Logged In

Type here to search

33°C Partly sunny 11:46 31-12-2021



General	Advanced	Misc	Physical Description
Category	General		<input type="checkbox"/> Single Screen
Type	Book		
Accession No	26130		
Title	Disaster management: global challenges and local solutions		
Authors	Shaw, Rajib; Krishnamurthy, R.R.		
Editor			
Publisher	Universities Press		
Edition		Bar Code	
Language	ENGLISH		
Place	Hyderabad		
Year	2009		
Date	08-10-2021		

Clear After Add           

BOOKS




Re-classification

Accession Number	<input type="text"/>
Title	<input type="text"/>
Authors / Editors	<input type="text"/>
Call Number	<input type="text"/>

Update

Exit

# LOYOLA KNOWLEDGE RESOURCE CENTRE



AccessionNo Change

Accession Number	<input type="text"/>	<input type="button" value="Update"/> <input type="button" value="Exit"/>
Title	<input type="text"/>	
Authors / Editors	<input type="text"/>	
New Accession No	<input type="text"/>	

# LOYOLA KNOWLEDGE RESOURCE CENTRE



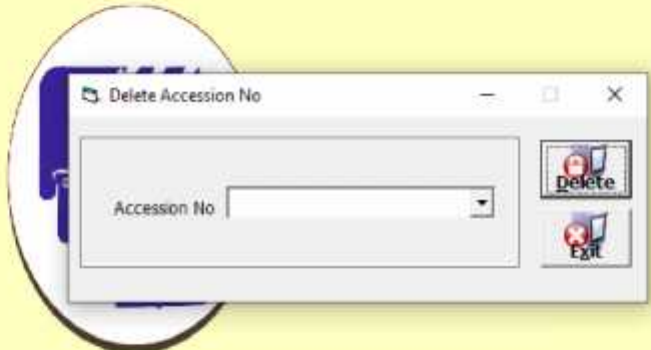
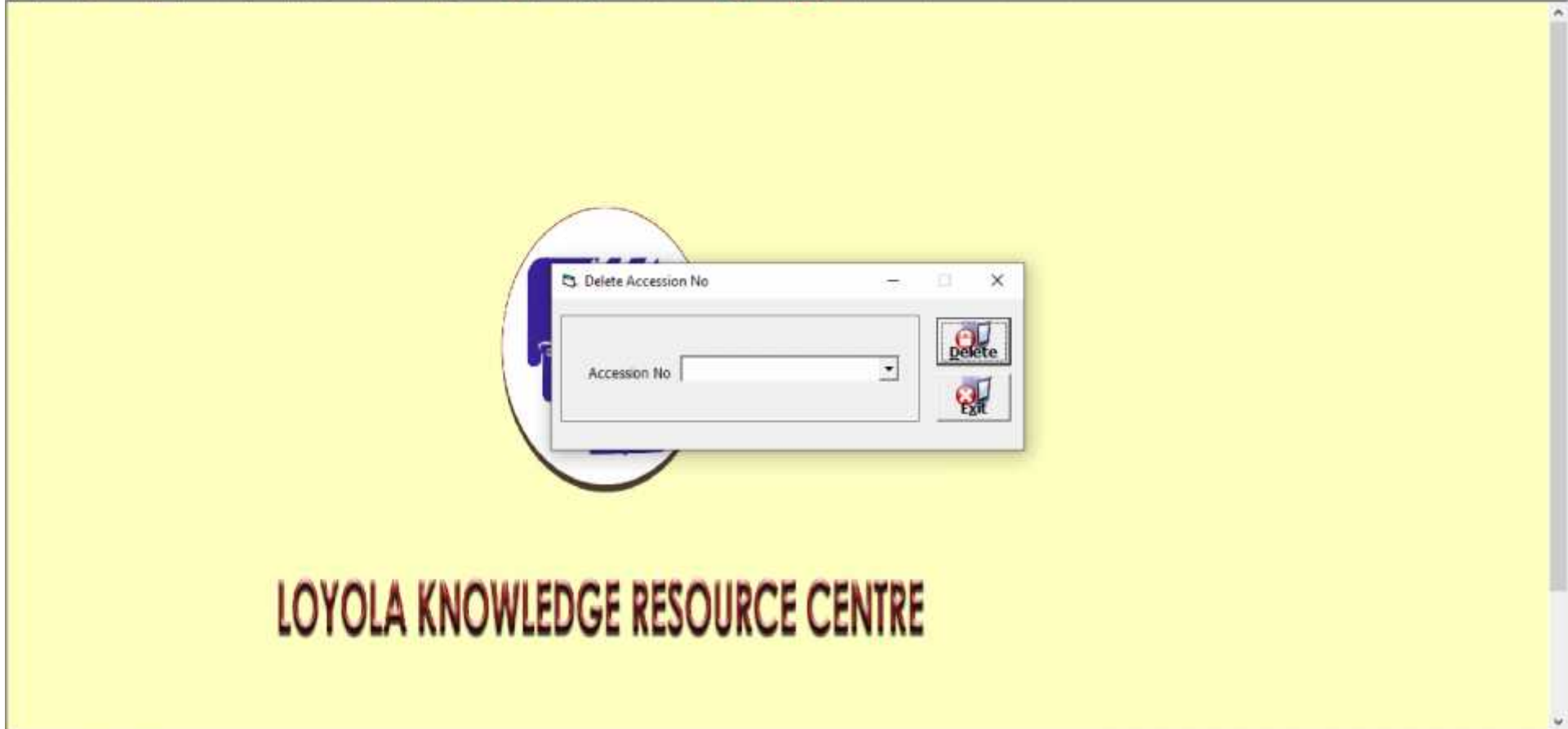
Accession No	<input type="text"/>	<input type="button" value="Add"/> <input type="button" value="Remove"/> <input type="button" value="Return"/>
Title	<input type="text"/>	
Authors / Editors	<input type="text"/>	
Date	31-12-2021 ▾	

Sl No	Accession No	Title	Authors
1	20980	Contemporary critical theorists:from Lacan to Sad	Simons,Jon,Simons,Jon
2	10334	Social change	Gamer,Ash,Roberta.,
3	22382	Principles of Sociology	Kumar,
4	22325	Sociology:primary principles of sociology with an introd	Shankar Rao,C.N.,
5	19013	Marketing Management	Kotler,Philp,
6	19347	Development theory:deconstructions/reconstructions	Pieterse,Jan Nederveen,
7	9390	Groupwork Practice	Douglas, Tom.,
8	6861	Social group work:a helping process.	Konopka,Gisela.,
9	14970	An Introduction to Sociology	Bhushan, Vidya; Sachdeva, E
10	9200	Abnormal psvcholoov and modern life	Coleman.James c.,


 Minimum

 Detailed





## 2.Members

The screenshot displays the LIBMAS library management software interface. The main window has a yellow background with a central logo for Loyola Knowledge Resource Centre. The logo features a blue hand holding a book with the text "LOI FAITH & JUSTICE" on it. Below the logo, the text "LOYOLA KNOWLEDGE RESOURCE CENTRE" is written in a bold, serif font.

The software interface includes a menu bar at the top with the following options: Books, Members, Acquisition, Circulation, Catalogue, Due Collection, Stock Verivation, SerialControl, Reports, Barcodewise I/R, Department, Options, and Help. The "Members" menu is currently open, showing a list of options: New, Open, Search, Memberid Change, Membership Renewal, Cancel Membership, Delete a Member, Restore Members, Member Id Export, and MemberID Print.

The status bar at the bottom of the window shows the date "31-12-2021" and the message "User librarian is Logged In". The Windows taskbar at the very bottom displays the search bar, taskbar icons for various applications, and system tray information including the temperature "32°C Partly sunny", the time "12:51", and the date "31-12-2021".

### 3. Acquisition

The screenshot displays the LIBMAS software interface. The title bar at the top reads "LIBMAS" and includes standard window controls (minimize, maximize, close). The menu bar contains the following items: Books, Members, Acquisition, Circulation, Catalogue, Due Collection, Stock Verivation, SerialControl, Reports, Barcode wise I/R, Department, Options, and Help. The "Acquisition" menu is currently open, showing three sub-options: "Book Selection", "Books Order", and "Books Reception". Below the menu bar is a toolbar with various icons representing different library functions. The main content area has a yellow background and features a central logo of a hand holding a book with the motto "NO FAITH & JUSTICE" below it. Underneath the logo, the text "LOYOLA KNOWLEDGE RESOURCE CENTRE" is displayed in a large, bold, brown font. At the bottom of the application window, a status bar shows the date "31-12-2021" and the message "User librarian is Logged In". The Windows taskbar is visible at the very bottom, showing the search bar, taskbar icons, system tray, and the date "31-12-2021" with the time "12:57".

## 4. Circulation

The screenshot displays the LIBMAS software interface. The main window has a yellow background with a central logo featuring a hand holding a quill pen, with the text "NO FAITH & JUSTICE" below it. Below the logo, the text "LOYOLA KNOWLEDGE RESOURCE CENTRE" is displayed in a stylized font. The top menu bar includes "Books", "Members", "Acquisition", "Circulation", "Catalogue", "Due Collection", "Stock Verfication", "SerialControl", "Reports", "Barcodewise I/R", "Department", "Options", and "Help". The "Circulation" menu is open, showing the following options:

- Issue (F11)
- Journal Issue (Ctrl+F11)
- Return (F12)
- Journal Return (Ctrl+F12)
- Reservation (Ctrl+E)
- Cancel Reservation

The bottom status bar shows the date "31-12-2021" and the message "User librarian is Logged In". The Windows taskbar at the bottom includes the search bar, task view, and system tray with weather information (32°C Partly sunny) and the date "31-12-2021".

## 5. Catalogue

The screenshot displays the LIBMAS library management system interface. The window title is "LIBMAS". The menu bar includes: Books, Members, Acquisition, Circulation, **Catalogue**, Due Collection, Stock Verification, SerialControl, Reports, Barcode-wise I/R, Department, Options, and Help. The Catalogue menu is open, showing options: General Search (with a keyboard shortcut of F5), Journal Search, and Advanced Search. The main content area has a yellow background and features a central logo of a hand holding a book with the motto "IN FAITH & JUSTICE". Below the logo, the text "LOYOLA KNOWLEDGE RESOURCE CENTRE" is displayed in a stylized font. The bottom status bar shows the date "31-12-2021" and the message "User librarian is Logged In". The Windows taskbar at the bottom includes a search bar, system tray icons for weather (32°C Partly sunny), language (ENG), and time (12:57, 31-12-2021).

## 6. Due Collection

The screenshot displays the LIBMAS software interface. The main menu bar includes: Books, Members, Acquisition, Circulation, Catalogue, **Due Collection**, Stock Verification, SerialControl, Reports, Barcode-wise I/R, Department, Options, and Help. A dropdown menu is open under 'Due Collection', listing the following options: Compensation For Missing Books, Dues Calculation, Collection Details For Missing Books, Collection Details For Fine, Receipt, Income from Fine Missing, and Fine Compensation. The background of the application window is yellow and features the Loyola Knowledge Resource Centre logo, which consists of a hand holding a book with the motto 'IN FAITH & JUSTICE'. Below the logo, the text 'LOYOLA KNOWLEDGE RESOURCE CENTRE' is displayed in a stylized font. The Windows taskbar at the bottom shows the date as 31-12-2021, the user 'User librarian is Logged In', and the system tray with weather information (32°C Partly sunny) and the time 12:58.

## 7. Stock Verification

The screenshot displays the LIBMAS software interface. The title bar shows 'LIBMAS' and standard window controls. The menu bar includes 'Books', 'Members', 'Acquisition', 'Circulation', 'Catalogue', 'Due Collection', 'Stock Verification', 'SerialControl', 'Reports', 'Barcode wise I/R', 'Department', 'Options', and 'Help'. The 'Stock Verification' menu is open, showing options: 'Missing Books', 'Missing From Library', 'Stock Entry', 'Missing in stock entry', 'Stock verification Report for a day', and 'Stock verification Report'. The main area has a yellow background with a logo of a hand holding a book and the text 'NO FAITH & JUSTICE'. Below the logo, it says 'LOYOLA KNOWLEDGE RESOURCE CENTRE'. The status bar at the bottom shows the date '31-12-2021', 'User librarian is Logged In', and system information like '32°C Partly sunny' and '12:59 31-12-2021'.

## 8. Serial Control

The screenshot displays the LIBMAS software interface. The title bar at the top reads "LIBMAS". The menu bar includes "Books", "Members", "Acquisition", "Circulation", "Catalogue", "Due Collection", "Stock Verification", "SerialControl", "Reports", "Barcodewise I/R", "Department", "Options", and "Help". The "SerialControl" menu is open, showing the following options: "Journal Settings", "OrderPlacing And Renewal", "Journal Issues", and "JournalBinding".

The main content area has a yellow background and features the Loyola Knowledge Resource Centre logo, which consists of a blue hand holding a white book with the text "FIDELITY FAITH & JUSTICE" on it. Below the logo, the text "LOYOLA KNOWLEDGE RESOURCE CENTRE" is displayed in a bold, brown font.

The bottom status bar shows the date "31-12-2021" and the message "User librarian is Logged In". The Windows taskbar at the very bottom includes a search bar with the text "Type here to search", several application icons, and system information such as "32°C Partly sunny", "ENG", and "31-12-2021".



## 9.Reports

The screenshot displays the LIBMAS software interface. The main window has a yellow background with a central logo featuring a hand holding a book and the text "NO FAITH IN JUSTICE". Below the logo, the text "LOYOLA KNOWLEDGE RESOURCE CENTRE" is displayed in a stylized font. The top menu bar includes "Books", "Members", "Acquisition", "Circulation", "Catalogue", "Due Collection", "Stock Verivation", "SerialControl", "Reports", "Barcodewise I/R", "Department", "Options", and "Help". The "Reports" menu is open, showing a list of report options: "Transaction Register", "Todays Issues", "Transation Report For Member", "Transaction Report For Book", "Fine Calculation Of Final Batch", "Members List", "Book", "Journal", "Evaluation Report", "Issue Statiticc", "Book wise Report", "Category wise Report", "Missing in Accession", and "Non Liability Certificate". The bottom status bar shows the date "31-12-2021", the message "User librarian is Logged In", and the Windows taskbar with the search bar and system tray.

LIBMAS

Books Members Acquisition Circulation Catalogue Due Collection Stock Verivation SerialControl Reports Barcodewise I/R Department Options Help

Transaction Register  
Todays Issues  
Transation Report For Member  
Transaction Report For Book  
Fine Calculation Of Final Batch  
Members List  
Book  
Journal  
Evaluation Report  
Issue Statiticc  
Book wise Report  
Category wise Report  
Missing in Accession  
Non Liability Certificate

NO FAITH IN JUSTICE

LOYOLA KNOWLEDGE RESOURCE CENTRE

31-12-2021 User librarian is Logged In

Type here to search

32°C Partly sunny 13:00 31-12-2021

## 10. Barcoded Issue/Return

The screenshot displays the LIBMAS software interface. The title bar reads 'LIBMAS'. The menu bar includes: Books, Members, Acquisition, Circulation, Catalogue, Due Collection, Stock Verification, SerialControl, Reports, Barcode Issue/Return, Department, Options, and Help. The 'Barcode Issue/Return' menu is open, showing two options: 'ISSUE' with a keyboard shortcut of 'F1' and 'RETURN' with a keyboard shortcut of 'F2'. The main content area has a yellow background and features the Loyola Knowledge Resource Centre logo, which consists of a blue hand holding a white book with the text 'FIDELITY FAITH & JUSTICE' on it. Below the logo, the text 'LOYOLA KNOWLEDGE RESOURCE CENTRE' is displayed in a bold, brown, serif font. At the bottom of the window, a status bar shows the date '31-12-2021' and the message 'User librarian is Logged In'. The Windows taskbar at the very bottom shows the search bar, task view, and several application icons, along with system tray information including '32°C Partly sunny', 'ENG', and the date '31-12-2021'.

## 11. Settings

The screenshot displays the LIBMAS software interface. The title bar shows "LIBMAS" and standard window controls. The menu bar includes "Books", "Members", "Acquisition", "Circulation", "Catalogue", "Due Collection", "Stock Verivition", "SerialControl", "Reports", "Barcodewise I/R", "Department", "Options", and "Help". The "Options" menu is open, listing the following items: "Settings", "Holiday Marking", "BarCode Printing", "Cell Number Printing", "Backup Database", "Restore Database", "To Upload for OPAC", "Import From Excell", and "Book Bank Search". The main content area has a yellow background with a central logo featuring a hand holding a book and the text "NO FAITH & JUSTICE". Below the logo, the text "LOYOLA KNOWLEDGE RESOURCE CENTRE" is displayed in a stylized font. The status bar at the bottom shows the date "31-12-2021", the message "User librarian is Logged In", and the Windows taskbar with various application icons and system information like "32°C Partly sunny" and "13:02 31-12-2021".

## WEB Online Public Access Catalogue (OPAC)

The screenshot displays a web browser window with the URL `library.loyolacollegekerala.edu.in`. The page header includes the Loyola College of Social Sciences logo and a navigation menu with links for HOME, ABOUT US, SERVICES, LIBRARY PROFESSIONALS, RESOURCES, GALLERY, PUBLICATIONS, MOODLE, and ASK LIBRARIAN. The main banner features a photograph of the library building with the text "LOYOLA KNOWLEDGE RESOURCE CENTRE (LIBRARY)" and "LOYOLA KNOWLEDGE RESOURCE CENTRE". A central white button prompts the user to "Please login to search catalogue", with a search input field below it containing the text "Search your favourite books from here". A "Feedback" link is visible on the right side of the banner. Below the banner, there is a section for "IMPORTANT NEWS >". The footer area contains logos for INFLIBNET N-LIST, the National Digital Library of India, and Shodh ganga. A Windows watermark for "Activate Windows" is also present. The Windows taskbar at the bottom shows the search bar, system tray with weather (29°C Rain showers), time (19:06), and date (26-01-2022).

(74) WhatsApp library.loyolacollegekerala.edu

library.loyolacollegekerala.edu.in

90%

Back to Loyola website

LOYOLA COLLEGE OF SOCIAL SCIENCES

LIBRARY

RESOURCES GALLERY PUBLICATIONS MOODLE ASK LIBRARIAN

LIBRARY RESOURCE CENTRE

LOGIN form

Username

Password

LOGIN

Close

Feedback

IMPORTANT NEWS >

N-LIST INFLIBNET

National Digital Library of India

Shodh ganga

Activate Windows  
Go to Settings to activate Windows

Type here to search


29°C 19:06 26-01-2022

Browser tabs: (74) WhatsApp, Loyola

Address bar: <https://library.loyolacollegekerala.edu.in/library-search/>

Contact: +91 471 2591018 | [info@loyolacollegekerala.edu.in](mailto:info@loyolacollegekerala.edu.in)

[← BACK TO LIBRARY HOME](#)



**LOYOLA COLLEGE  
OF SOCIAL SCIENCES**  
*Affiliated to University of Kerala*

NAAC Reaccredited with CGPA 3.72 out of 4 Grade A in its 3rd Cycle

### Online Public Access Catalogue(OPAC)

Accession number	Book title	
<input type="text"/>	<input type="text"/>	
Author/ Editor	Call number	Sort results by:
<input type="text"/>	<input type="text"/>	Book title ▼
Key word		Language:
<input type="text"/>		Select language ▼

Activate Windows  
Go to Settings to activate Windows.  
[Search](#)

Windows taskbar: Type here to search | 29°C | 19:08 | 26-01-2022

**Online Public Access Catalogue(OPAC)**

Accession Number:       Book title:

Author Editor:       Call Number:       Search by:

No. vol:       Language:

[Search](#) [Download excel](#)

SEARCH RESULT

17 Results found

Accession No.	Title	Author / Editor	Call No.	Language	Key word	Year	View Details
1032	Creating case with practice	Dennis Chinn	301.01.04	English	Case Work/Manual Case with practice	2010	<a href="#">View details</a>
1007	Introduction to case writing techniques case problem-solving with sample cases	Dennis Chinn	301.01.01	English	Case Work/Manual case	2010	<a href="#">View details</a>
1002	Introduction to case writing and case writing	Dennis Chinn, Elizabeth Kavanagh	301.01.01	English	Case Work/Manual case to case case and case writing	2010	<a href="#">View details</a>
1010	Introduction to case writing and case writing	Dennis	301.01.01.01	English	Joseph Chinn Case/Manual writing to case with and case writing	2010	<a href="#">View details</a>
1008	Introduction to case writing and case writing	Dennis Chinn	301.01.01	English	Case Work/Manual writing	2010	<a href="#">View details</a>
1013	Introduction to case writing and	Dennis Chinn	301.01.01	English	Case Work/Manual	2010	<a href="#">View details</a>

Activate Windows  
Go to Settings to activate Windows.

(74) WhatsApp x Loyola x +

https://library.loyolacollegekerala.edu.in/library-search/#

70%

### Book details

Book title:	Introduction to social work and social welfare
Book authors:	Zastrow, Charles
Book language:	ENGLISH
Call Number:	361 ZAS
Published Year:	2000
Date:	2000-11-06 00:00:00
<span>Issued</span> <span>Not Reserved</span> <span>Not Binding</span> <span>Not Missing</span>	
Issued to: <b>KAVYA B</b> Issue date: 2022-01-06 00:00:00 Due date: 2022-01-20 00:00:00	

Accession No	Title	Author	Year	View Details
25125	Evaluating social work practice	Zastrow, Charles	2010 Type: Book	<a href="#">View details</a>
14401	Introduction to social welfare institutions, racial problems, services, and current issues.	Zastrow, Charles	1970 Type: Book	<a href="#">View details</a>
15235	Introduction to social work and social welfare	Zastrow, Charles	1993+ Type: Book	<a href="#">View details</a>
15793	Introduction to social work and social welfare	Zastrow, Charles	1996 Type: Book	<a href="#">View details</a>

Activate Windows  
Go to Settings to activate Windows.

Type here to search

29°C 19:09 26-01-2022